



How to create an app on from a website on your iPhone or Android device

Blue Jays website

The Blue Jays have created a website with information about our football and cheer teams. We will post regular weekly updates about upcoming events and will also use the site to house important documents.

We created several tabs to help our families locate information.

- Home – rosters and jersey #s
- Huddle notes – announcements for all Blue Jay's upcoming events
- Cheer – includes cheer specific announcements
- Attachments and forms – files parents can download (physicals, parent meeting, expectations, handbook, rules)
- About and contact – overview of Blue Jays and contact info for Directors and Head Coaches

Below are the instructions to create an app from a website

iPhone:

How to create an app from a website?

Step 1

On your iPhone, open Safari (web browser).

Note: other browsers, such as Chrome, won't work for this.

Step 2

Open the website you want to save, on your phone.

<https://www.livoniabluejays.com/>

Step 3

Click the upload icon on your phone



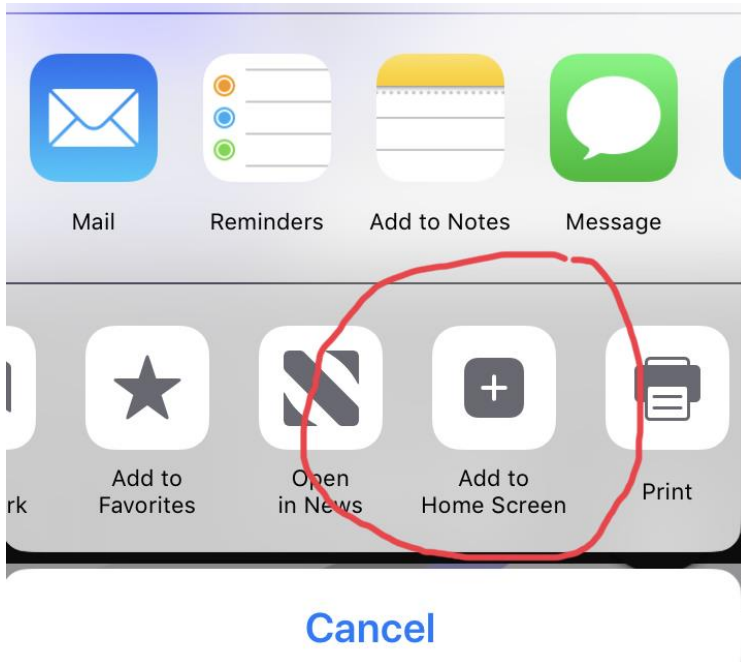
1. Then scroll to the right till you find "Add to Home Scree" button



SWI (standard work instruction)

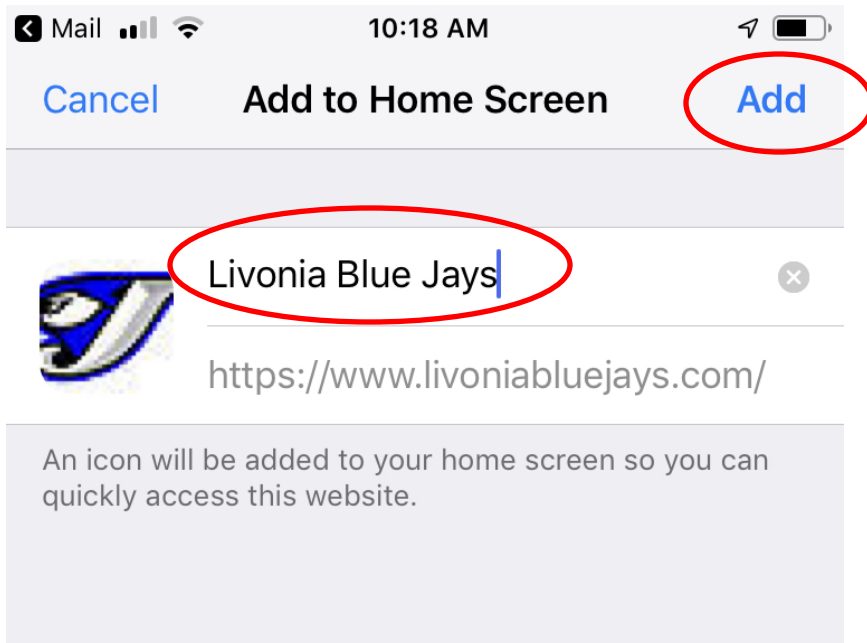
Step 4

Then scroll to the right till you find “Add to Home Screen” button



Step 5

On the next screen, the app name should pop as “Livonia Blue Jays”. Then click Add






SWI (standard work instruction)

Step 6

The website will be added to your iPhone as an app. It'll show up with our Blue Jay logo.



Step 7

Click on the app to launch the webpage

Android:

How to create an app from a website?

Step 1

On your Android phone, open Chrome (web browser).

Step 2

Open the website you want to save, on your phone.

<https://www.livoniabluejays.com/>

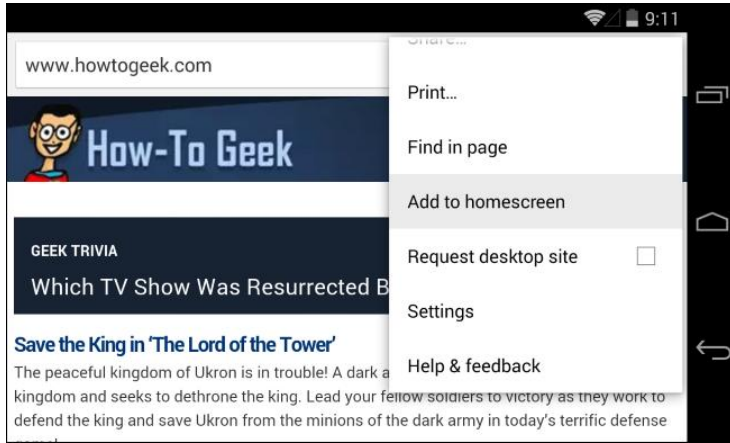
Step 3

Tap the menu button (the 3 dots), then click "Add to home screen".

Hold finger on the app icon for 3 seconds to add it to your Android phone (clicking the add button at the bottom of the phone doesn't always work)



SWI (standard work instruction)



Step 4

The icon will appear on your home screen like any other app shortcut or widget, so you can drag it around and put it wherever you like.
