



How to download the Remind App


What is the Remind App?

The Remind App is a free app that anyone can download for Apple or Android phones. The Blue Jays utilize the “Remind” app messaging system to communicate with parents on upcoming events, schedule changes or practice cancellations. We can send out information to certain squads (ie. just a specific note to JV cheer or a massive notification to everyone). In years past, everyone could sign up via text, but Verizon has begun charging users for text messages, so we decided to transition to the Remind App.

What is the Remind App?


Step 1

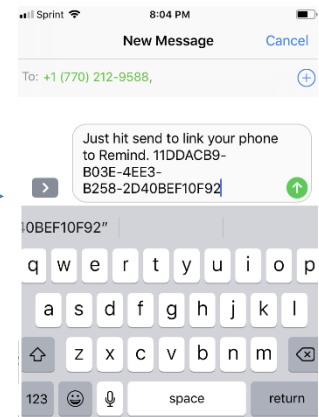
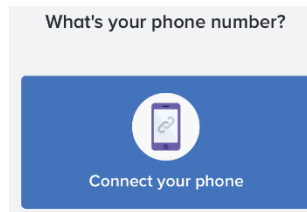
Open your app store and in the search type: the *remind app*
Locate the app that looks like this below and download it to your phone



Step 2

Open app, then:

1. Enter email address, password
2. Allow notifications
3. Connect phone
 - a. Then you'll get a link, click send 



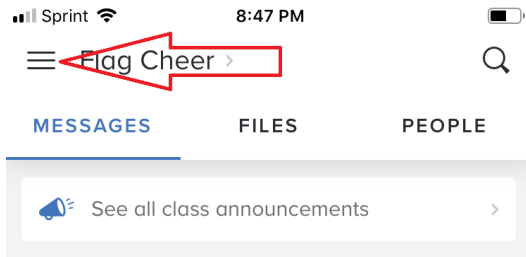


SWI (standard work instruction)

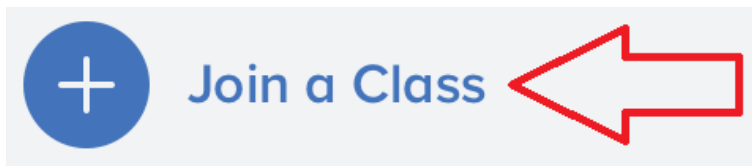
Step 3

Now that you have installed the app and enabled notifications, you can now locate the “class” (aka: squads you want to receive notifications from)

1. Depending on the screen that shows up, you may need to click on the top 3 bars in upper left-hand corner

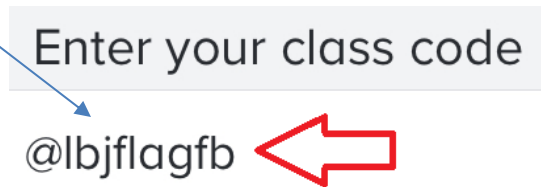


2. Next, you will want to Join a Class (to follow your squads)



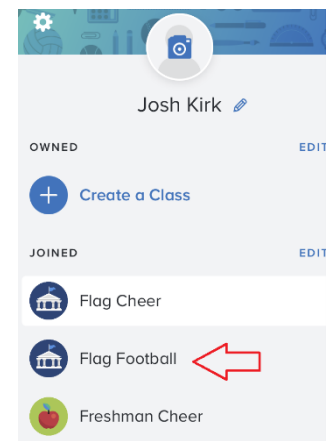
Locate the code below for each squad that your child(ren) is associated with:

Squad	Code
Flag Football	@lbjflagfb
Flag Cheer	@flagchee
Freshman Football	@lbjfrfb
Freshman Cheer	@freshchee
JV Football	@lbjvfb
JV Cheer	@lbjvcheer
Varsity Football	@lbjvarfb
Varsity Cheer	@varchee



After clicking join a class, enter in a single code (you can add additional classes

Then, you will see it in your list



You can opt-out of messages at any time by deleting the “class”
Looking forward to a great season, Go Blue Jays!